
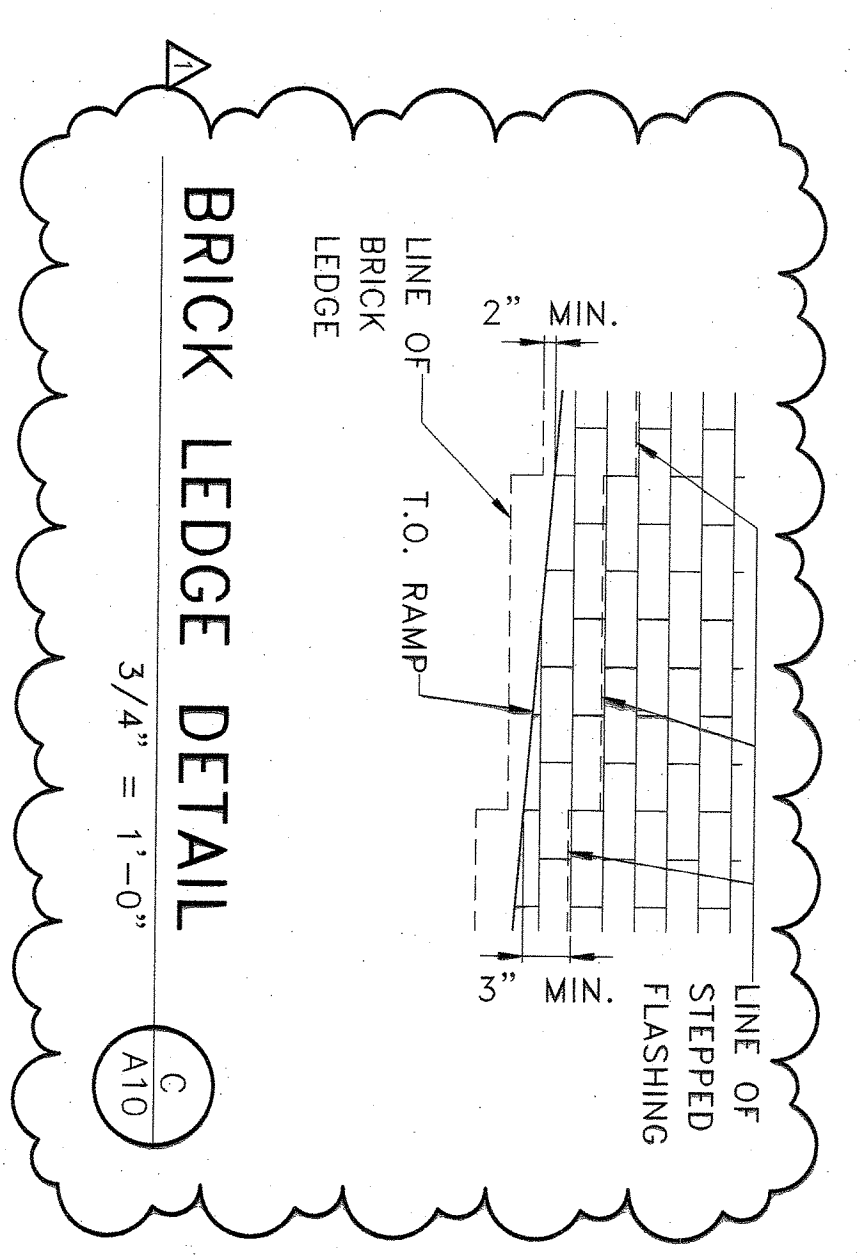


FIRST FLOOR PLAN
1/4" = 1'-0"

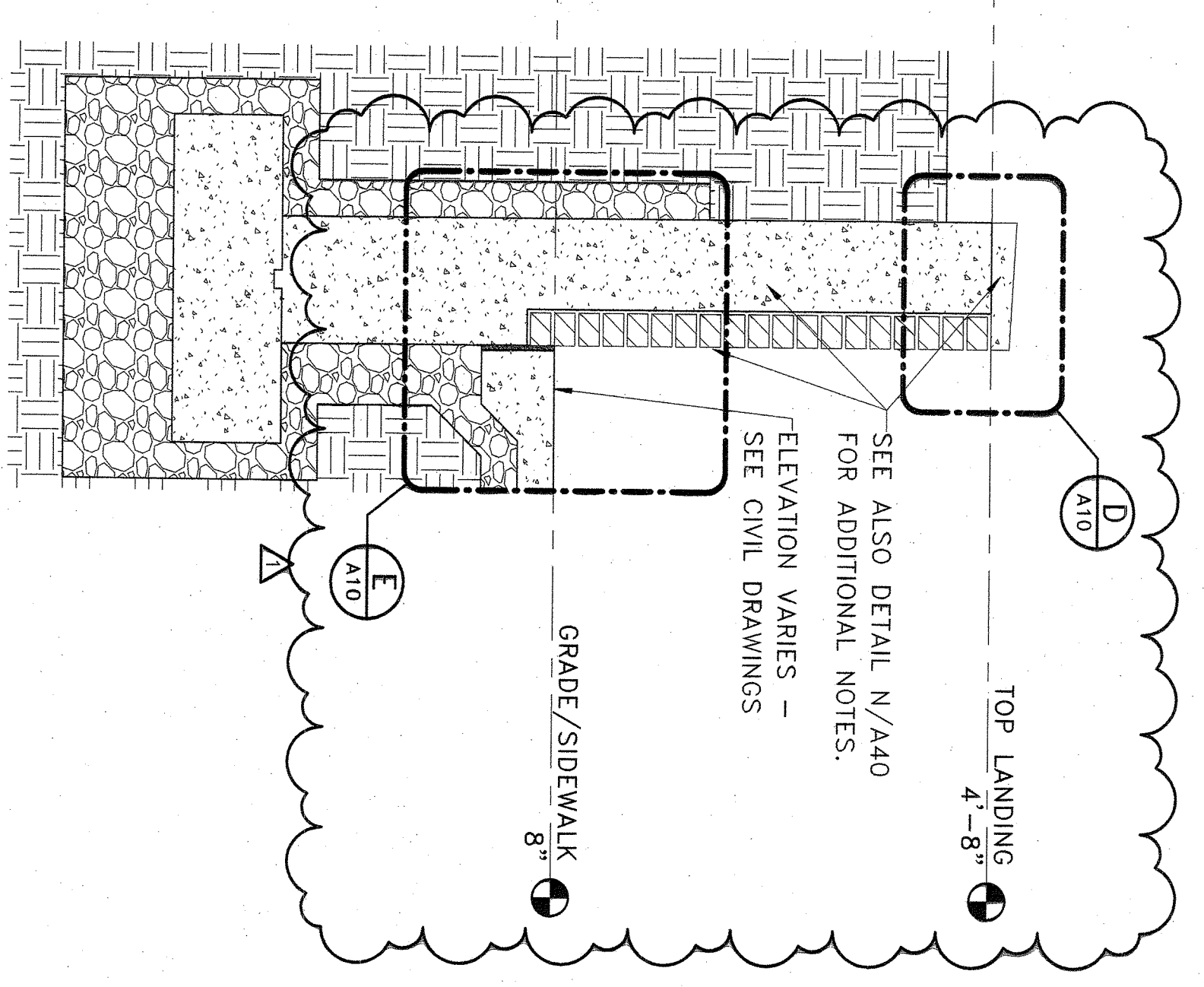


RAMP WALL ELEVATION
1/4" = 1'-0"

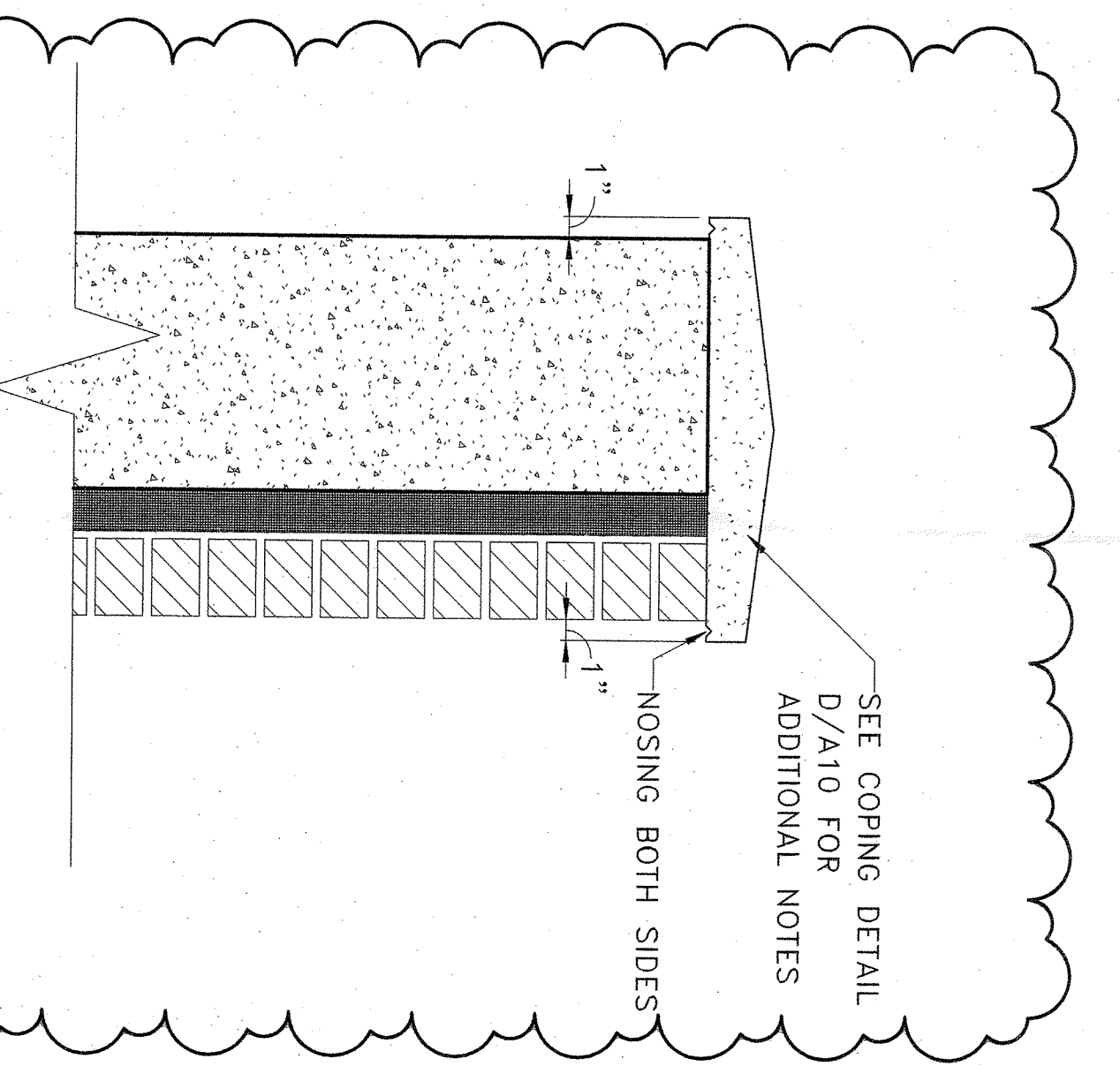


4" BRICK VENEER ON CONCRETE RETAINING WALL. HEIGHT TO MATCH BRICK VENEER IN DETAIL L/A40. PROVIDE PRE-CAST CONCRETE CAP; SLOPED TO MATCH PRE-CAST CONCRETE CAP FROM DETAIL L/A40.

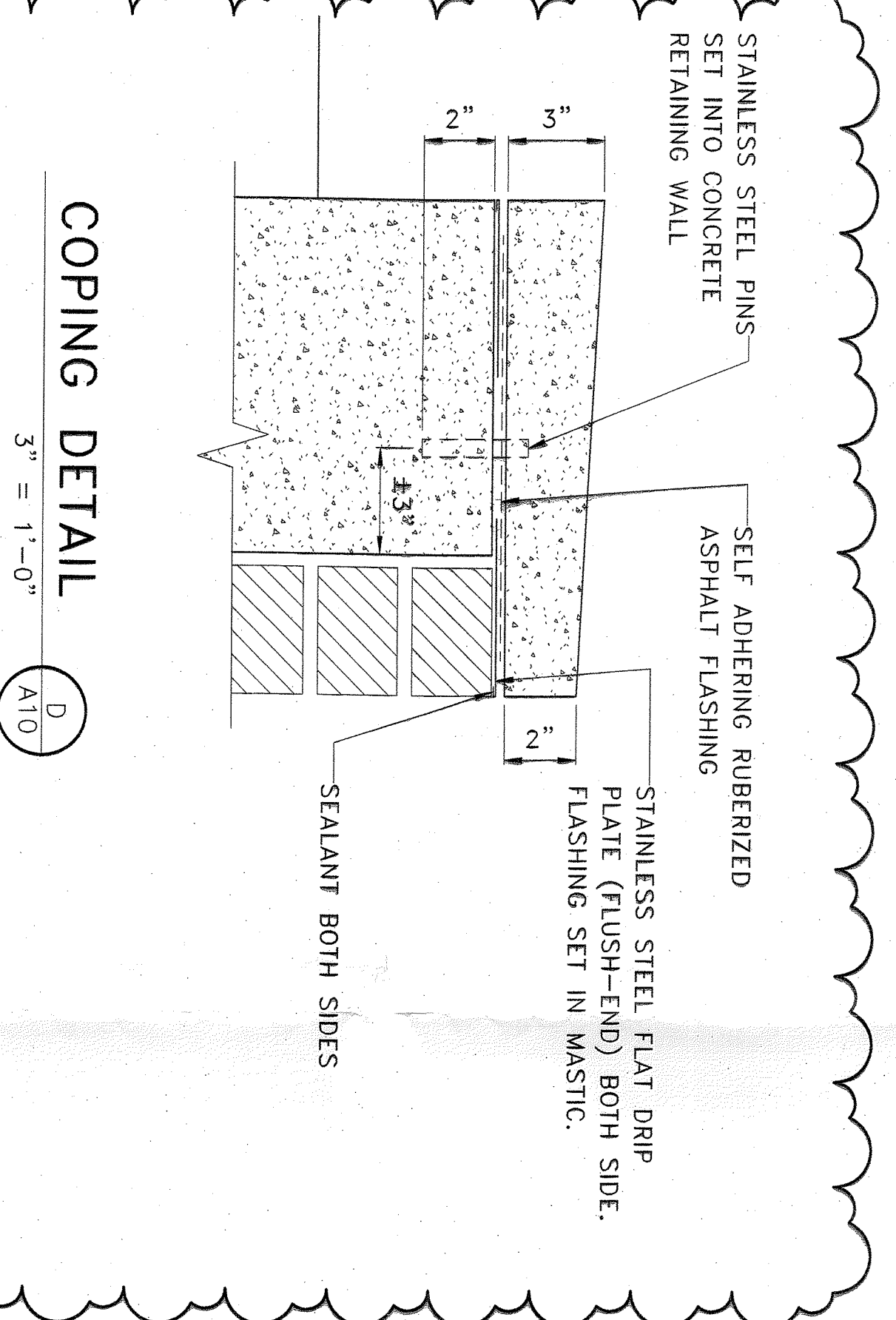
PLAN DETAIL
1/2" = 1'-0"



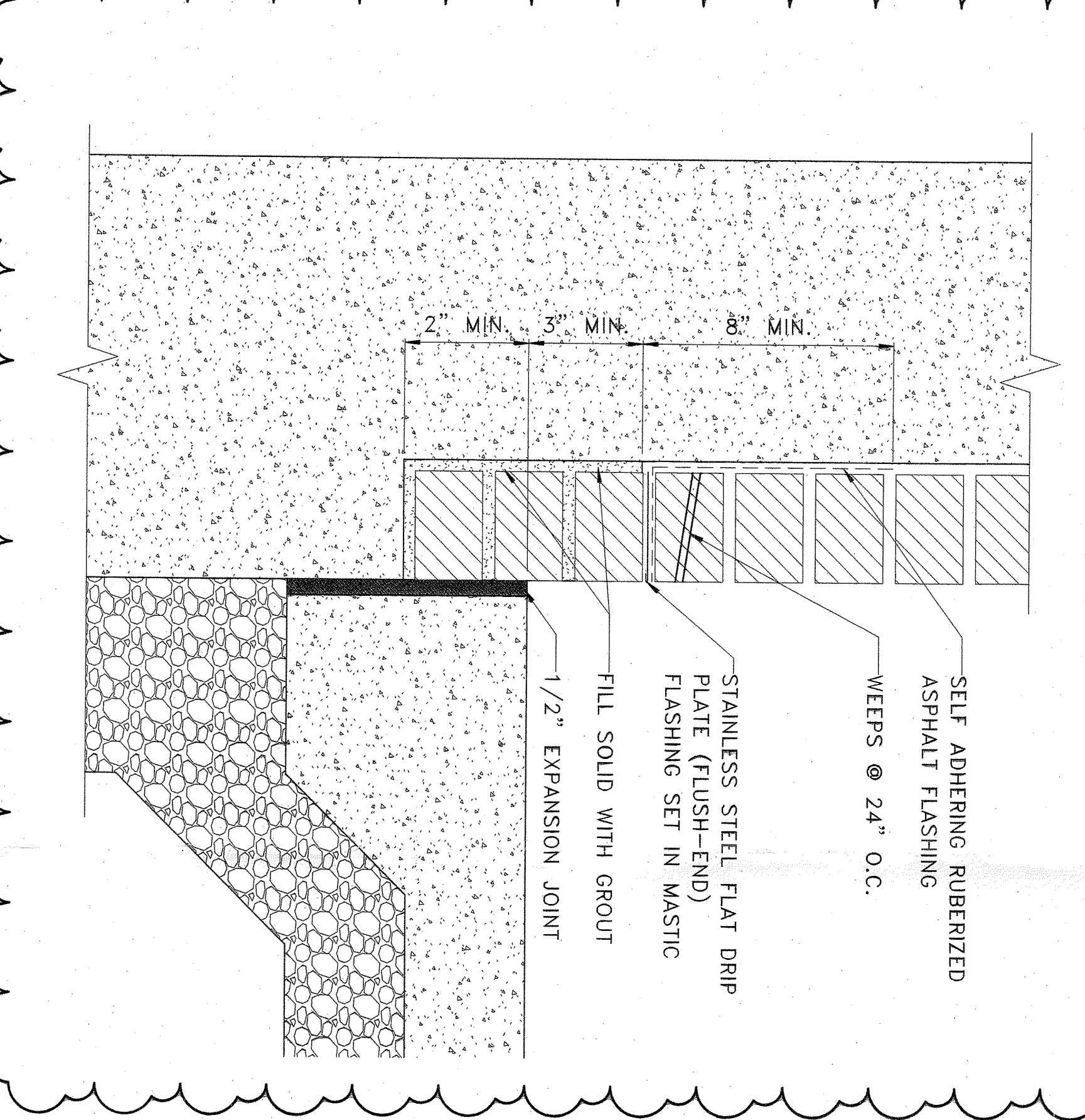
WALL SECTION
3/4" = 1'-0"



WALL SECTION
1 1/2" = 1'-0"



COPING DETAIL
3" = 1'-0"



BRICK VENEER DETAIL
3" = 1'-0"

- GENERAL NOTES:**
- SEE SHEET T02 FOR ADDITIONAL GENERAL NOTES.
 - ABBREVIATIONS, SYMBOLS AND LEGENDS.
 - SEE GENERAL NOTES #45, 46 AND 47 ON T02 FOR MANDATORY SUBCONTRACTOR REQUIREMENTS.
 - SEE GENERAL NOTE #16 ON SHEET T02 FOR DIMENSION INFORMATION.
 - SEE SHEET T10 FOR LOCATION OF FIRE RATED ASSEMBLIES.
 - SEE SHEET A40 FOR DOOR SCHEDULE.
 - ALL SPOT ELEVATIONS ARE SHOWN FOR GENERAL HEIGHT RELATIONSHIPS BETWEEN THE VARIOUS LEVELS. SEE CIVIL DRAWINGS FOR ACTUAL SPOT ELEVATIONS.

- KEYED FLOOR PLAN NOTES**
- ALIGN FACES OF NEW WALLS.
 - NEW BRICK FACE WALL OVER RIGID INSULATION. PROVIDE PRECAST CONCRETE CAP/SILL.
 - PROVIDE NEW CONCRETE RETAINING WALL WITH BRICK VENEER. SEE STRUCTURAL DWGS FOR ADDITIONAL INFORMATION.
 - PROVIDE NEW EXTERIOR ACCESSIBLE RAMP, LANDING AND RAILINGS. SEE SHEET A40 FOR ADDITIONAL INFORMATION. PROVIDE NEW EXTERIOR STAIR AND RAILINGS. SEE SHEET A40 FOR ADDITIONAL INFORMATION.
 - RETURN END OF HANDRAIL TO RAIL POST.
 - BRICK LEDGE AT NEW CONCRETE RETAINING WALL TO RECEIVE 4" BRICK VENEER. COORDINATE WITH ELEVATION A/A10 FOR STEPPING BRICK VENEER AT RAMP. SET BRICK LEDGE ONE BRICK COURSE BELOW GRADE (U.O.N.).
 - SEE STRUCTURAL DWGS FOR CONNECTING NEW CONCRETE LANDING TO EXISTING CONCRETE LANDING.

NJDE STATE PROJECT NO.: 4130-050-19-4000

REV	DESCRIPTION	BY	DATE
1	ADDENDUM #1	RFS	19 NOV 19
0	ISSUED FOR BID & CONSTRUCTION	RFS	02 NOV 19
	REVISION DESCRIPTION	BY	DATE

RII Associates
ARCHITECTS & ENGINEERS, PA
8 HOBOKEN AVENUE, SUITE 2000, HOBOKEN, NJ 07030-3777

RICHARD F. BASTIA, AIA
REGISTERED ARCHITECT
LICENSE NO. NJ 10149

PROJECT: PISCATAWAY HIGH SCHOOL BLEACHERS, FIELD LIGHTING & STORAGE FACILITY REPLACEMENT
TOWNSHIP: PISCATAWAY TOWNSHIP
TITLE: ENTRANCE FLOOR PLAN

SCALE: AS NOTED

CLIENT: PISCATAWAY TOWNSHIP
PROJECT NO.: A10
CLIENT DRAWING NO.: E1 538531.01